

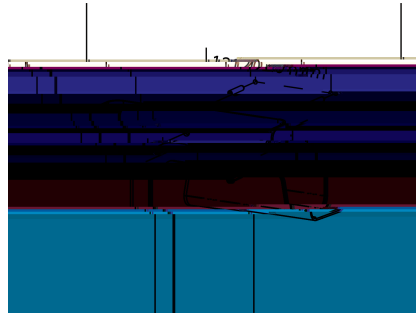
# AED hook Instructions For Use

## Installation

The AED hook has to be fixed on the wall. Before installation, make sure the supplied expansion plugs and screws are applicable for the wall. If not, select appropriate accessories.

### Installing the hook


1. Drill two holes on the wall with a diameter of 8 mm and distance of 120 mm, as shown below:



2. Neil two expansion plugs into the two holes.
3. Align the two holes on the hook with the expansion plugs and then fix it with two screws.

### Placing the AED

1. Placing the AED on the hook, as shown below:



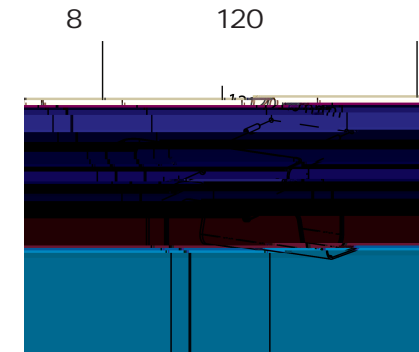
### Packing List

No.	Description	Quantity	Remarks
1	AED hook	1	/
2	Screw	2	/
3	Expansion plug	2	/
4	Instructions For Use	1	/

# AED

AED

1.



2.

3.

### AED

1. AED



1	AED	1	/
2		2	/
3		2	/
4		1	/

mindray