

## Tec ca. S ec ca .

### System function

Fully automated, discrete, random access,  
STAT, urine and homogeneous immunoassays;STAT sample priority  
Throughput: 600 photometric tests/hour, up to 770 tests/hour for ISE  
Measuring principles: Absorbance Photometry, Turbidimetry  
Methodology: End-point, Fixed-time, Kinetic, optional ISE  
Single/Dual/Triple/Quadruple reagent chemistries,  
Monochromatic/Bichromatic  
Programming: User defined profiles and calculation

### Sample Handling

Sample tray: 90 positions for primary or secondary tubes and sample cups  
Sample volume: 1.5~45 µl, step by 0.1µl  
Sample probe: Liquid level detection, clot detection and collision protection  
Probe cleaning: Interior and exterior automatic probe washing carry-over < 0.05%  
Automatic sample dilution, Pre-dilution and post-dilution

### Internal bar code reader (optional)

Sample/Reagent barcode reading – applicable to various bar code systems including Codabar, ITF (Interleaved Two of Five), code128, code39,  
UPC/EAN, Code93; Bi-directional LIS Interface transmission

### ISE Module (optional)

Optional selection of K+, Na+, Cl Throughput: Up to 255 tests per hour

### Reagent Handling

Reagent tray: 80 positions in refrigerated compartment (2~10°C)  
Reagent volume: 10~200µl, step by 0.5µL  
Reagent probe: Liquid level detection, collision protection and inventory check, reagent bubble detection  
Probe cleaning: Interior and exterior automatic probe washing

### Reaction System

Reaction rotor: Rotating tray, 124 cuvettes with automatic washing  
Cuvette: Optical length 5mm  
Reaction volume: 100~300µl  
Operating temperature: 37°C  
Mixing system: 2 independent mixers

### Optical System

Light Source: Halogen-tungsten lamp  
Photometer: Reversed optics, grating photometry  
Wavelength: 340nm, 380nm, 412nm, 450nm, 505nm, 546nm, 570nm, 605nm, 660nm, 700nm, 740nm, 800nm  
Absorbance range: 0~3.3Abs (10mm conversion)  
Resolution: 0.0001Abs

### Control and Calibration

Calibration mode: Linear (one-point, two-point and multi-point), Logit  
-Log 4P, Logit-Log 5P, Spline, exponential, Polynomial, Parabola  
Control rules: Westgard multi-rule, Levy-Jennings, Cumulative sum check, Twin plot

### Operation Unit

Operation system: Window XP Professional or Windows 7 Professional or Windows 8,  
Interface: RS-232, Network Port, USB/ parallel port

### Working Condition

Power Supply: 220V, 50/60Hz; ≤1700VA  
Temperature: 15~30°C  
Humidity: 35~85%  
Water consumption: ≤28L/H, De-ionized water  
Dimension: 1190mm(W)\*1155mm(H)\*720mm(D)  
Weight: 300 Kg

## BS-600

### Chemistry Analyzer

# BS-600

## Chemistry Analyzer

### Accurate

- Complete metrological traceability
- Highly precision sampling
- Reagent bubble detection

### Economical

- Light-spot flatting optical system- lower the reaction volume to 100µL
- Minimum sample volume:1.5µL

### Intelligent




- Whole blood HbA1C testing\*
- Advanced software
- Easy maintenance

### Easy access

- All containers & maintenance kits are located in the front of the analyzer
- Easily accessible for part replacement, routine maintenance or troubleshooting

### Reagent bubble detection

- Able to detect bubbles in reagent bottles, as well as detect real liquid level before reagent aspiration



### Whole blood HbA1C testing\*

- No need pretreatment of the sample
- Proven precision and specificity
- No interference from hemoglobin variants
- Traceable to IFCC/NGSP reference methods

### Cost-effective

- Sampling precision up to 1.5µL
- Perfect match between instrumentation and dedicated reagents
- 100µL minimum reaction volume ensures more effective cost per test

### Low carry over

- High pressure washing for interior and water fall washing for exterior
- Carry over < 0.05%

\* in development



